

2024 MONDAY MAYHEM LEAGUE - 1ST FLIGHT
Standings for Season Total - Events 1 to 18

09/14/24

<u>Pos</u>	<u>Player</u>	<u>#Evs</u>	<u>Gross Score</u>	<u>Net Score</u>	<u>Total Pars</u>	<u>Total Birds</u>	<u>Total Eagles</u>	<u>Total Putts</u>	<u>Total Points</u>
1	CHAMBERS, RICK	18	724	645	74	12	1		3.00
2	GARZA, JACOB	18	704	646	77	16	1		2.00
2	GARZA, BOB	18	803	646	44	6			2.00
4	HART, ROB	18	776	647	53	7			1.00
5	LLERENAS, GUSTAVO	18	757	650	55	9			-2.00
6	CHAMBERS, BRENNAN	18	770	652	54	4	1		-4.00
7	FABBRI, JORDAN	18	759	653	60	10	1		-5.00
8	LERMA, ABEL	18	830	659	38	7			-11.00
9	WARREN, JASON	18	800	660	52	8			-12.00
10	SOLTERMAN, BROOKS	18	807	666	51	3			-18.00
11	DICKINSON, NICK	18	821	670	30	2			-22.00
12	BEASON, BILL	18	948	731	47	4			-83.00

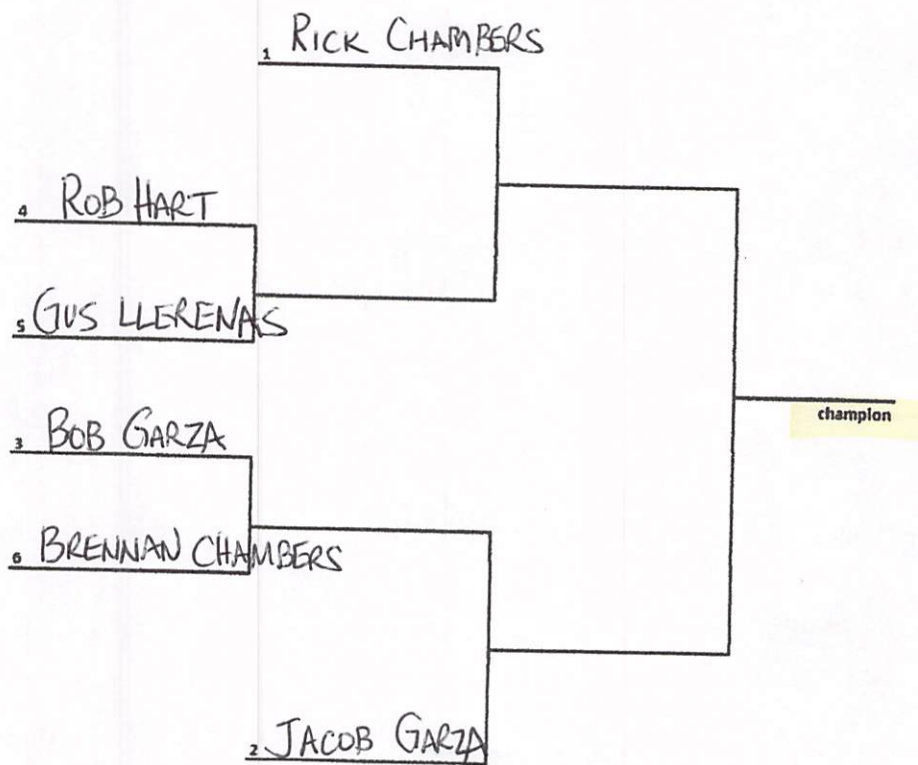
Event 18 Statistics

<u>Low Gross (37)</u> CHAMBERS, RICK	<u>Low Net (32)</u> DICKINSON, NICK	<u>High Points (4.00)</u> DICKINSON, NICK	<u>Fewest Putts (0)</u>
<u>Most Bogeys (6)</u> GARZA, BOB	<u>Most Pars (5)</u> LLERENAS, GUSTAVO	<u>Most Birdies (1)</u> GARZA, JACOB CHAMBERS, RICK	<u>Most Eagles (1)</u> CHAMBERS, RICK

Season Statistics (1 to 18)

<u>Low Gross (35)</u> GARZA, JACOB	<u>Low Net (29)</u> HART, ROB SOLTERMAN, BROOKS	<u>High Points (7.00)</u> HART, ROB SOLTERMAN, BROOKS	<u>Fewest Putts (0)</u>
<u>Most Bogeys (9)</u> DICKINSON, NICK LLERENAS, GUSTAVO	<u>Most Pars (7)</u> BEASON, BILL GARZA, JACOB	<u>Most Birdies (2)</u> CHAMBERS, RICK LLERENAS, GUSTAVO GARZA, JACOB FABBRI, JORDAN LERMA, ABEL HART, ROB GARZA, BOB	<u>Most Eagles (1)</u> FABBRI, JORDAN GARZA, JACOB CHAMBERS, BRENNAN CHAMBERS, RICK

1st Flight Playoffs - MATCH PLAY SEPT. 16-20



Rd. 1 - 9/16

Rd 2 - 9/18

Rd 3 - 9/20

2024 MONDAY MAYHEM LEAGUE - 2ND FLIGHT
Standings for Season Total - Events 1 to 18

09/14/24

<u>Pos</u>	<u>Player</u>	<u>#Evs</u>	<u>Gross Score</u>	<u>Net Score</u>	<u>Total Pars</u>	<u>Total Birds</u>	<u>Total Eagles</u>	<u>Total Putts</u>	<u>Total Points</u>
1	CORNWELL, ADAM	18	788	653	55	11			-5.00
2	O'MEARA, DAVE	18	822	657	35	7			-9.00
3	DICUS, JEFF	18	883	659	31	3			-11.00
3	FASZCZEWSKI, PAUL	18	869	659	34				-11.00
5	HARRINGTON, JEREL	18	816	662	39	5			-14.00
5	KRESVICH, BOB	18	894	662	33	5			-14.00
7	SCHEID, AUSTIN	18	860	664	39	6			-16.00
7	BIRTLES, RANDY	18	851	664	38	1			-16.00
9	WOJTOWICZ, JEFF	18	891	673	19	2			-25.00
10	BRANDANO, TONY	18	913	683	20	1			-35.00
11	STAYNER, MATT	18	944	693	7				-45.00
12	SALVATORE, MARK	18	1030	734	16	1			-86.00

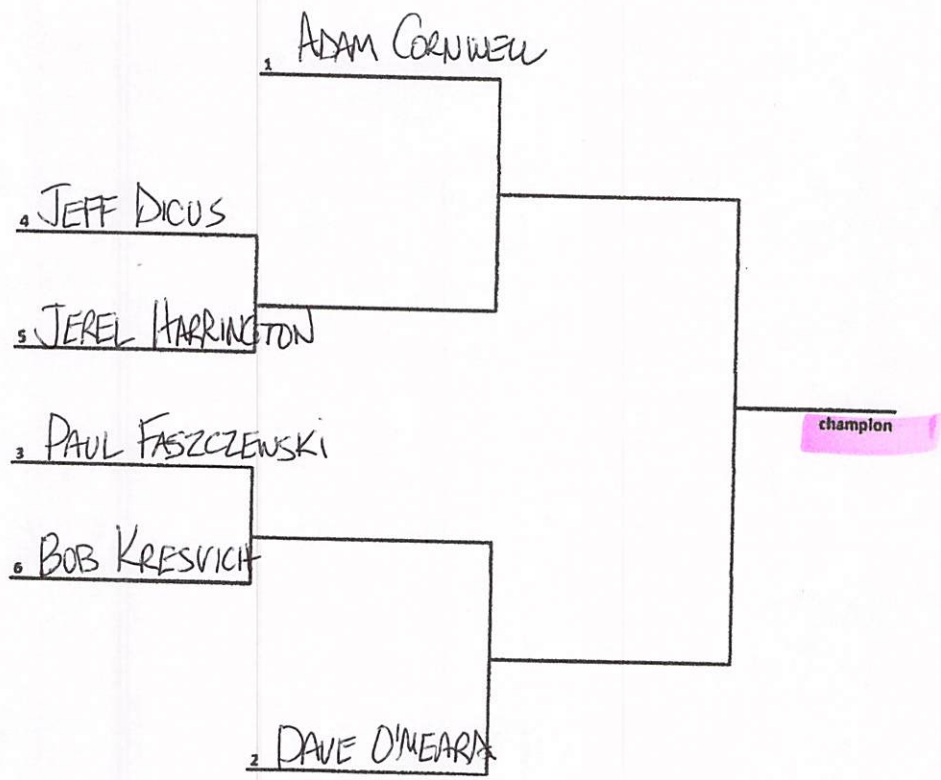
Event 18 Statistics

<u>Low Gross (41)</u> CORNWELL, ADAM	<u>Low Net (32)</u> CORNWELL, ADAM	<u>High Points (4.00)</u> CORNWELL, ADAM	<u>Fewest Putts (0)</u>
<u>Most Bogeys (5)</u> O'MEARA, DAVE HARRINGTON, JEREL FASZCZEWSKI, PAUL	<u>Most Pars (3)</u> DICUS, JEFF CORNWELL, ADAM SCHEID, AUSTIN	<u>Most Birdies (1)</u> CORNWELL, ADAM	<u>Most Eagles (0)</u>

Season Statistics (1 to 18)

<u>Low Gross (38)</u> CORNWELL, ADAM	<u>Low Net (27)</u> CORNWELL, ADAM	<u>High Points (9.00)</u> CORNWELL, ADAM	<u>Fewest Putts (0)</u>
<u>Most Bogeys (8)</u> BIRTLES, RANDY	<u>Most Pars (5)</u> FASZCZEWSKI, PAUL CORNWELL, ADAM BIRTLES, RANDY	<u>Most Birdies (2)</u> CORNWELL, ADAM SCHEID, AUSTIN	<u>Most Eagles (0)</u>

2ND Flight Playoffs - MATCH PLAY SEPT. 16-20



RD 1 - 9/16

RD 2 - 9/18

RD 3 - 9/20

2024 MONDAY MAYHEM LEAGUE - 3RD FLIGHT
Standings for Season Total - Events 1 to 18

09/14/24

<u>Pos</u>	<u>Player</u>	<u>#Evts</u>	<u>Gross Score</u>	<u>Net Score</u>	<u>Total Pars</u>	<u>Total Birds</u>	<u>Total Eagles</u>	<u>Total Putts</u>	<u>Total Points</u>
1	DRENNING, DALE	18	858	658	29	1			-10.00
2	WINESKI, LENNY	18	930	670	17	1			-22.00
3	FELL, DOUG	18	933	673	18	1			-25.00
4	LIVINGSTON, TRENTON	18	954	674	18	4			-26.00
5	ELLUL, ANDREW	18	970	681	11	3			-33.00
6	SHARROW, WAYNE	17	1005	651	9	1			-39.00
7	COLE, JOSH	17	964	660	5	1			-48.00
8	COLE, CHRIS	17	1056	662	2				-50.00
9	KELLER, GEORGE	16	939	653	3	1			-77.00
10	LERMA, ISSAC	17	1095	712	7	1			-100.00
11	JACKSON, MARK	17	1178	734					-122.00

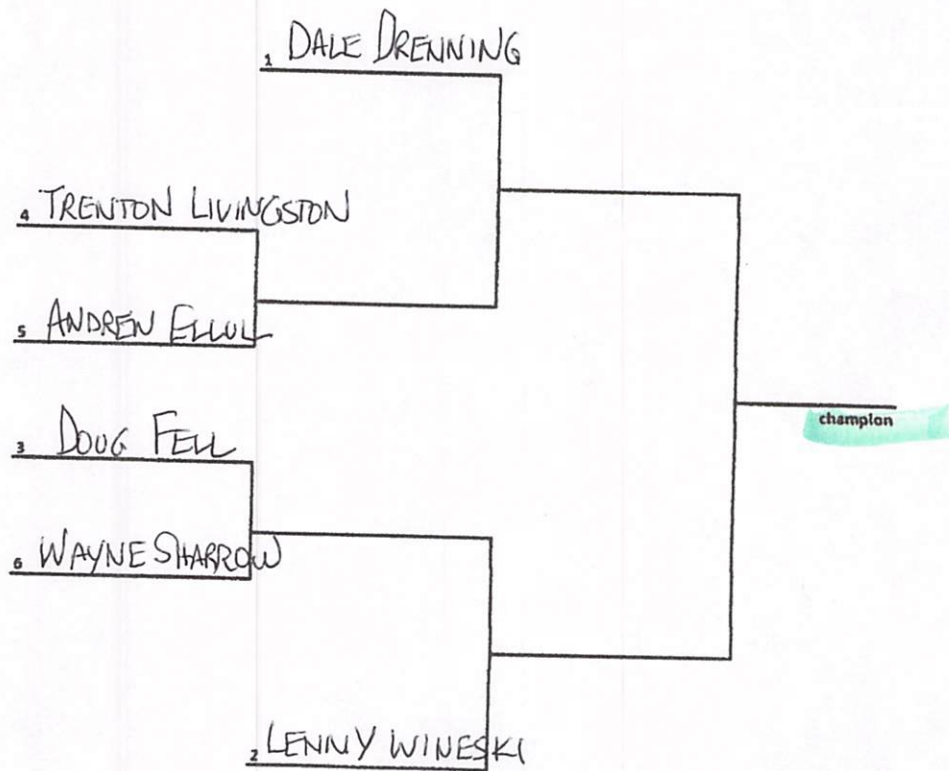
Event 18 Statistics

<u>Low Gross (46)</u> DRENNING, DALE	<u>Low Net (34)</u> ELLUL, ANDREW	<u>High Points (2.00)</u> ELLUL, ANDREW	<u>Fewest Putts (0)</u>
<u>Most Bogeys (5)</u> ELLUL, ANDREW	<u>Most Pars (2)</u> DRENNING, DALE ELLUL, ANDREW	<u>Most Birdies (1)</u> FELL, DOUG WINESKI, LENNY	<u>Most Eagles (0)</u>

Season Statistics (1 to 18)

<u>Low Gross (44)</u> LERMA, ISSAC FELL, DOUG DRENNING, DALE	<u>Low Net (27)</u> SHARROW, WAYNE	<u>High Points (9.00)</u> SHARROW, WAYNE	<u>Fewest Putts (0)</u>
<u>Most Bogeys (6)</u> LERMA, ISSAC ELLUL, ANDREW FELL, DOUG DRENNING, DALE WINESKI, LENNY	<u>Most Pars (4)</u> DRENNING, DALE	<u>Most Birdies (2)</u> LIVINGSTON, TRENTON	<u>Most Eagles (0)</u>

3rd Flight Playoffs - Match Play SEPT. 16-20



Rd 1 - 9/16

Rd. 2 - 9/18

Rd 3 - 9/20